

RESIDENTIAL MARKET REPORT

Langley

December 2024



Langley Specialists



Olga Tarasenko

B.LING (BACHELOR OF
LINGUISTICS), DIBM

604 684 8844 · 705
olga@kleingroup.com

About Langley

Langley is a suburb of Vancouver, bordering Abbotsford, Surrey and Maple Ridge, with approximately 142,043 (2022) residents living in a land area of 142,043 (2022) square kilometers. Currently there are homes for sale in Langley, with an average price of 1,766,469, an average size of 3,355 sqft, and an average price per square feet of \$527.

Langley Neighbourhoods

Aldergrove

Brookwood

Campbell Valley

Fort Langley

Glen Valley

Langley City

Murrayville

Otter District

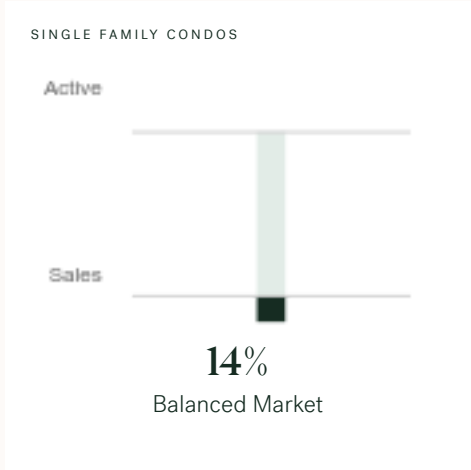
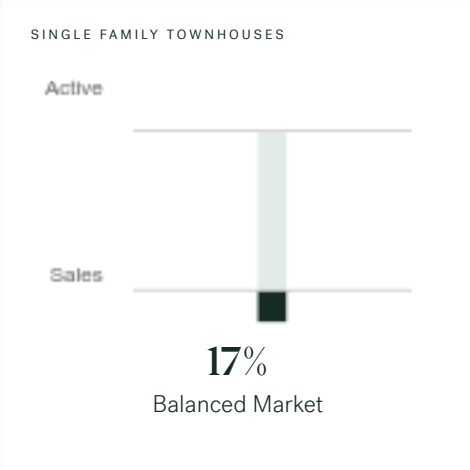
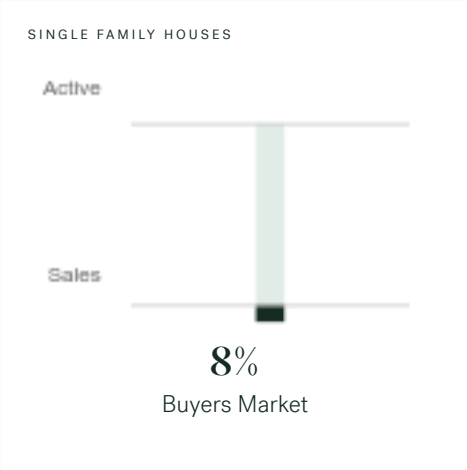
Salmon River

Walnut Grove

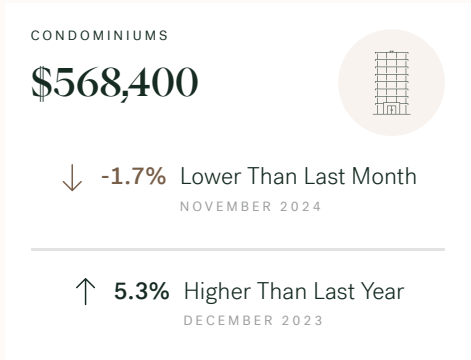
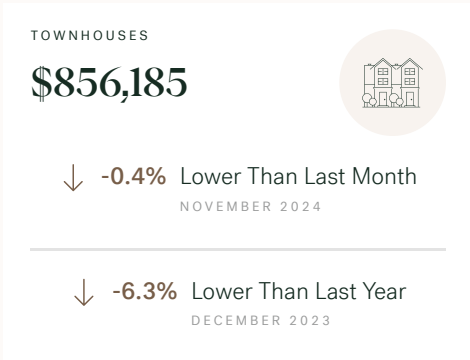
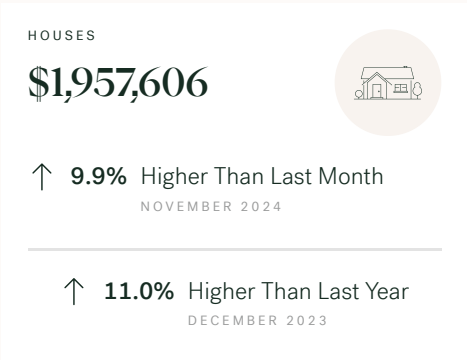
Willoughby Heights

December 2024 Langley Overview

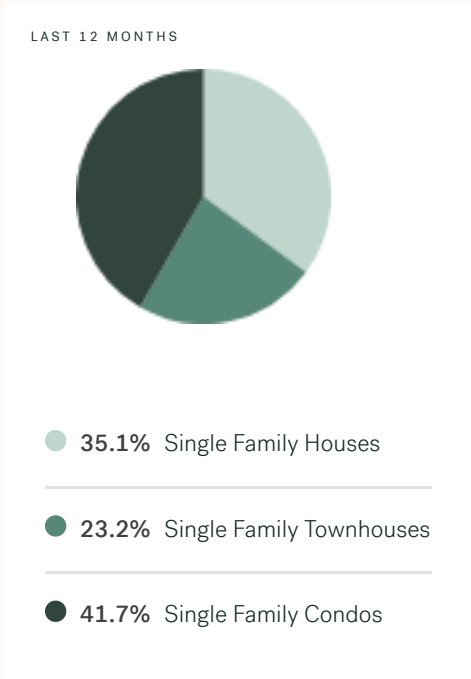
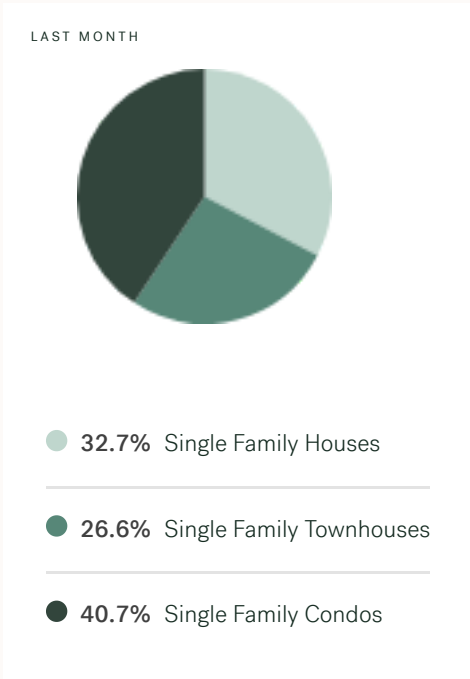
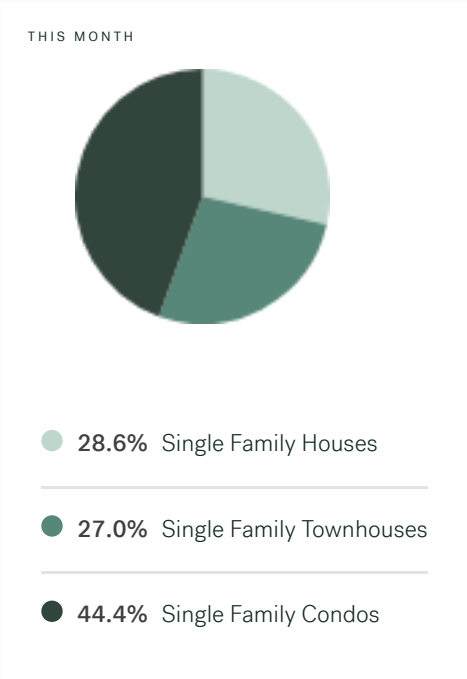
Sales-to-Active Ratio



HPI Benchmark Price (Average Price)



Market Share



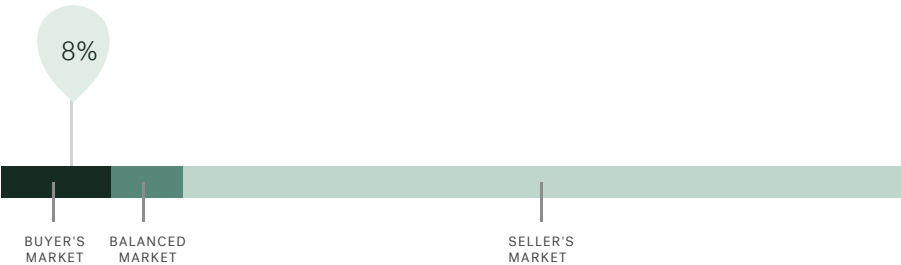
Langley Single Family Houses

DECEMBER 2024 - 5 YEAR TREND

Market Status

Buyers Market

Langley is currently a **Buyers Market**. This means that **less than 12%** of listings are sold within **30 days**. Buyers may have a **slight advantage** when negotiating prices.



8%

Of Single Family House Listings Sold
IN PAST 30 DAYS

424

Active Single Family House Listings
IN PAST 30 DAYS

36

Single Family House Listings Sold
IN PAST 30 DAYS

Summary of Sales Price Change



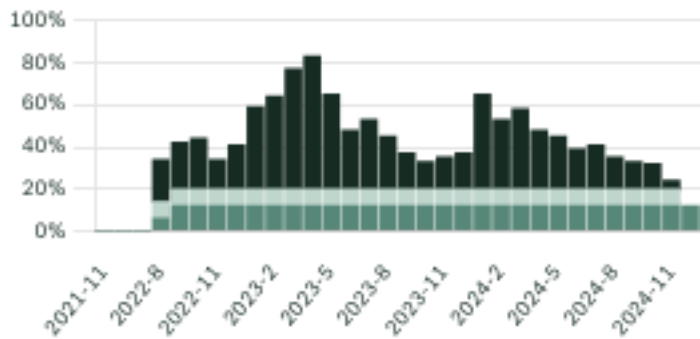
Summary of Sales Volume Change



Sales Price



Sales-to-Active Ratio



Number of Transactions



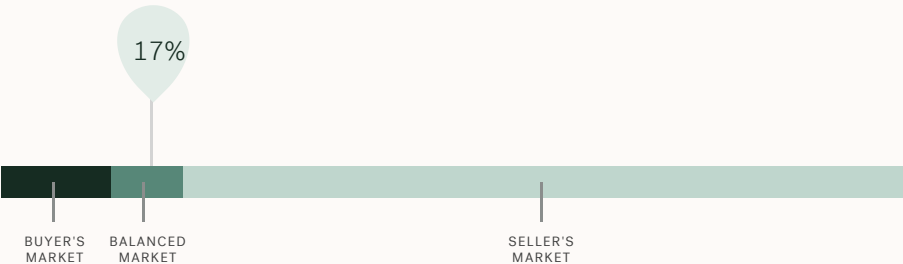
Langley Single Family Townhomes

DECEMBER 2024 - 5 YEAR TREND

Market Status

Balanced Market

Langley is currently a **Balanced Market**. This means that **between 12% and 20%** of listings are sold within **30 days**. There may not be an advantage either way when negotiating prices.



17%

Of Single Family
Townhouse Listings Sold
IN PAST 30 DAYS

205

Active Single Family
Townhouse Listings
IN PAST 30 DAYS

34

Single Family
Townhouse Listings Sold
IN PAST 30 DAYS

Summary of Sales Price Change

0%



Lower Than
Last Month
NOVEMBER 2024

-6%



Lower Than
Last Year
DECEMBER 2023

Summary of Sales Volume Change

-36%



Lower Than
Last Month
NOVEMBER 2024

-3%

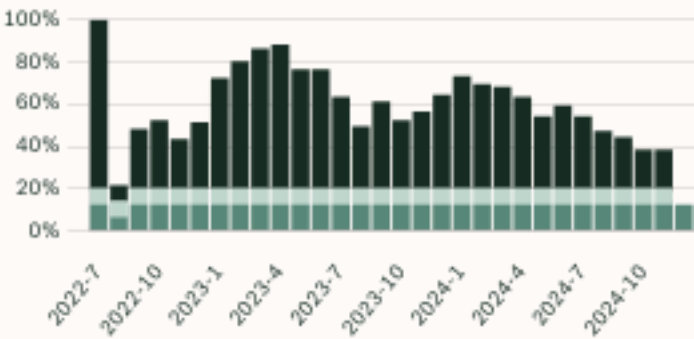


Lower Than
Last Year
DECEMBER 2023

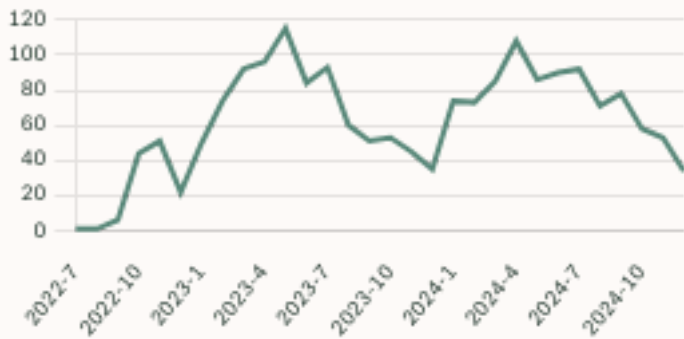
Sales Price



Sales-to-Active Ratio



Number of Transactions



Langley Single Family Condos

DECEMBER 2024 - 5 YEAR TREND

Market Status

Balanced Market

Langley is currently a **Balanced Market**. This means that **between 12% and 20%** of listings are sold within **30 days**. There may not be an advantage either way when negotiating prices.



14%

Of Single Family
Condo Listings Sold
IN PAST 30 DAYS

407

Active Single Family
Condo Listings
IN PAST 30 DAYS

56

Single Family
Condo Listings Sold
IN PAST 30 DAYS

Summary of Sales Price Change



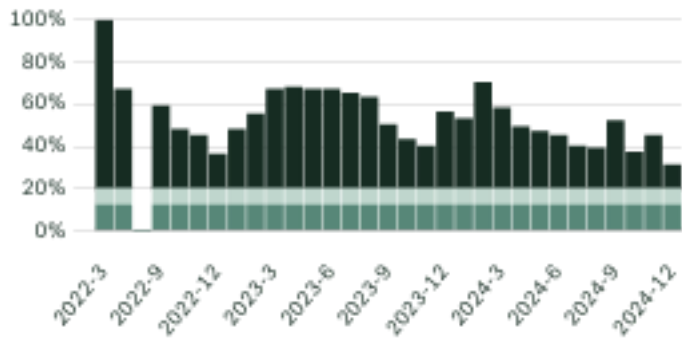
Summary of Sales Volume Change



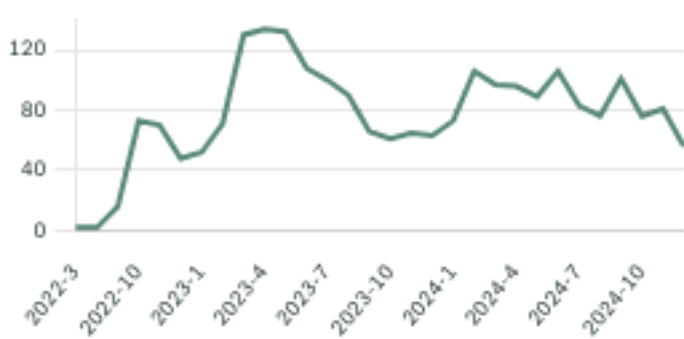
Sales Price



Sales-to-Active Ratio



Number of Transactions



Stay Intelligent. Join our newsletter.

Subscribe

Get first access to our public and non-public offerings, foreclosures, new projects and other developments.

kleinresidential.ca

KLEIN 

Klein Group

Residential
Commercial
Pre-Sale
Property Management

Klein Group

O 604 684 8844
T 866 352 9311
F 1 855 684 8844

201 - 2468 Scotia Street
Vancouver, BC
Canada V5T 1W5

Brokerage



Royal LePage Westside
Klein Group